



ಬೃಹತ್ ಬೆಂಗಳೂರು ಮಹಾನಗರ ಪಾಲಿಕೆ  
Bruhat Bengaluru Mahanagara Palike



# BBMP COVID-19 WAR ROOM BULLETIN - 13.06.2021

BBMP / COVID-19 WAR ROOM / BULLETIN – 447/ 13.06.2021 / #BBMPfightsCOVID19



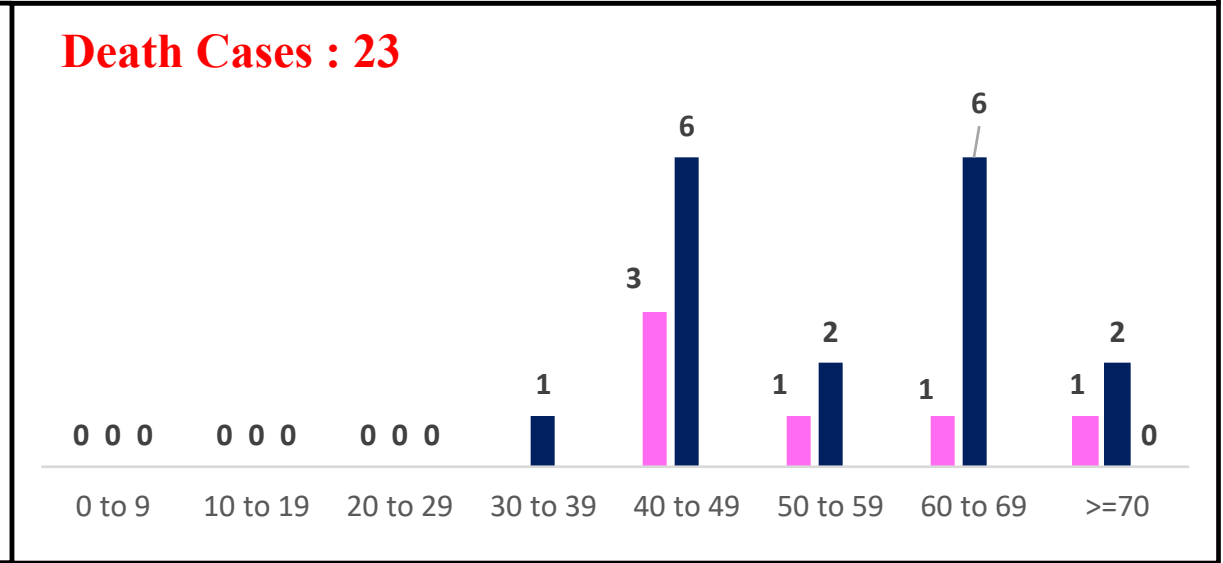
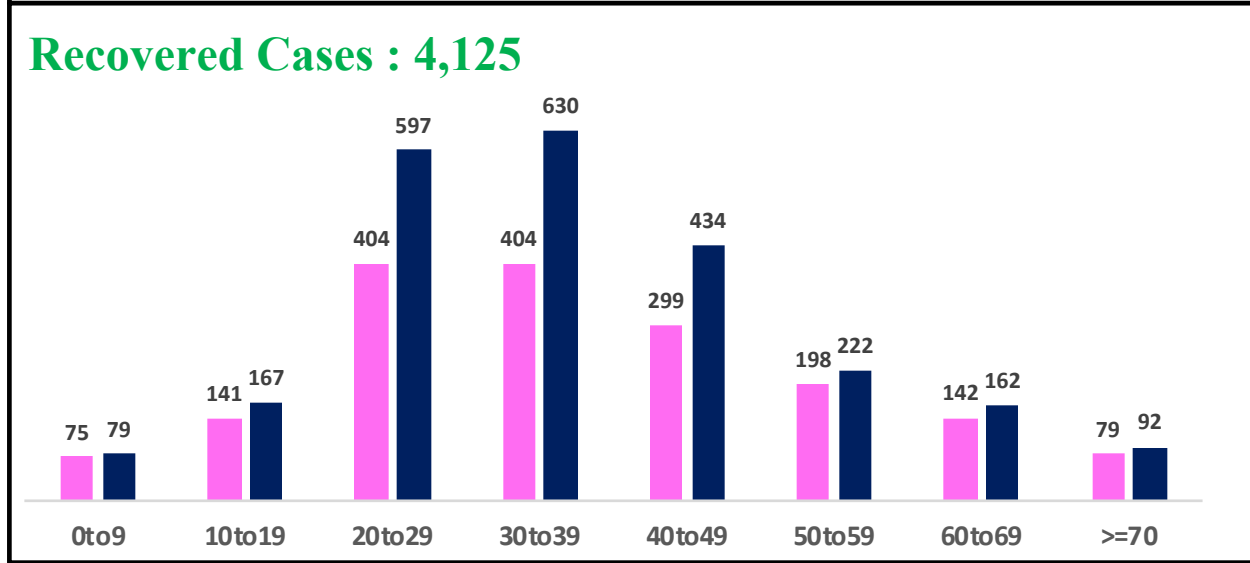
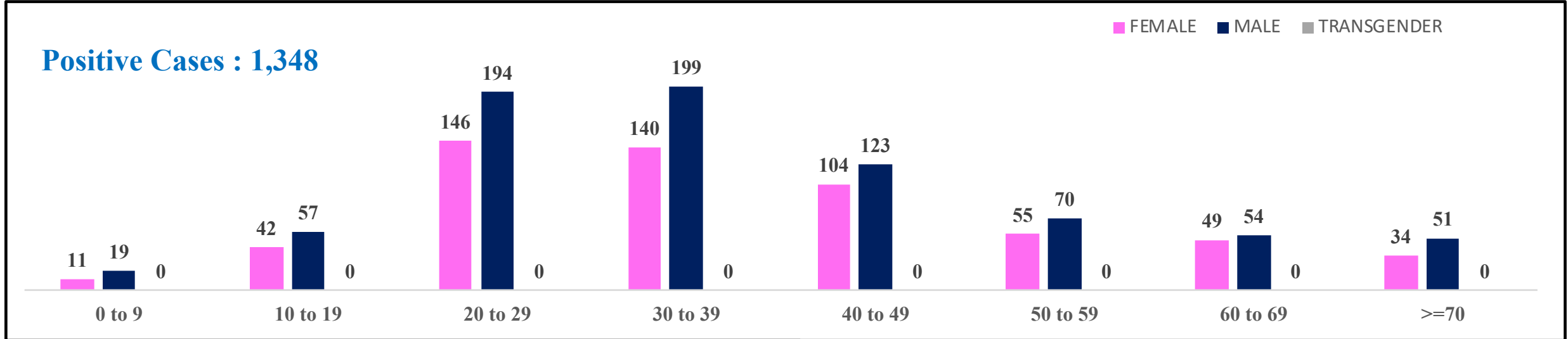
# ABSTRACT OF COVID-19 CASES IN BENGALURU



	MALE	FEMALE	TRANSGENDER	MALE	FEMALE	TRANSGENDER	TOTAL	
	Last 24 Hours	Last 24 Hours	Last 24 Hours	Cumulative	Cumulative	Cumulative	Last 24 Hours	Cumulative
<b>Positive Cases</b>	766	582	0	7,15,166	4,81,393	129	<b>1,348</b>	<b>11,96,688</b>
<b>Recovered Cases</b>	2,383	1,742	0	6,54,014	4,41,276	95	<b>4,125</b>	<b>10,95,385</b>
<b>Death Cases</b>	17	6	0	9,706	5,598	4	<b>23</b>	<b>15,308</b>
<b>Total Tests Done</b>	<b>In Last 24 hrs : 69,563</b>			<b>Cumulative : 1,36,84,611</b>				
<b>ACTIVE CASES</b>					<b>85,995</b>			



# LAST 24 HOURS AGE GROUP AND GENDER WISE DISTRIBUTION





# SNAPSHOT OF BENGALURU COVID-19 CASES IN LAST 8 WEEKS



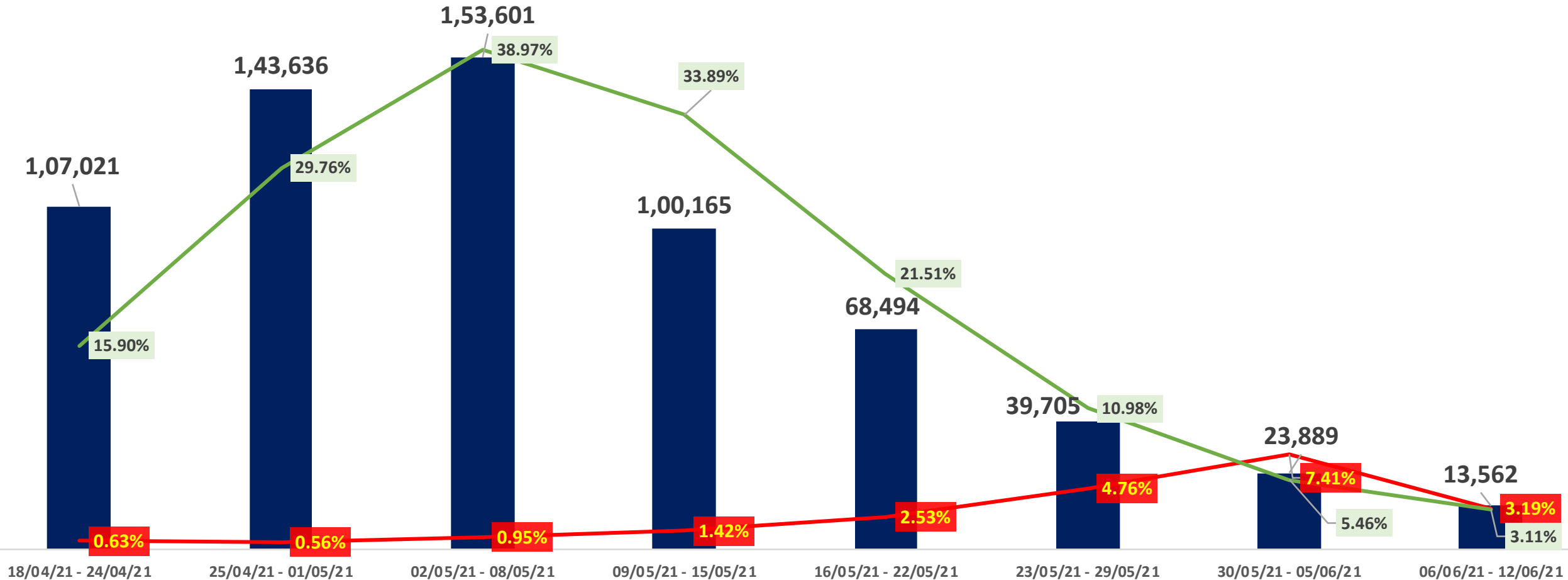
	18/04/21 TO 24/04/21	25/04/21 TO 01/05/21	02/05/21 TO 08/05/21	09/05/21 TO 15/05/21	16/05/21 TO 22/05/21	23/05/21 TO 29/05/21	30/05/21 TO 05/06/21	06/06/21 TO 12/06/21
<b>Total Positive Cases</b>	1,07,021	1,43,636	1,53,601	1,00,165	68,494	39,705	23,889	13,562
<b>Total Recovered Cases</b>	23,699	41,610	83,542	87,729	1,72,299	1,31,014	67,403	44,475
<b>Total Death Cases</b>	677	801	1,459	1,427	1,735	1,888	1,771	432
<b>Case Fatality Rate</b>	0.63%	0.56%	0.95%	1.42%	2.53%	4.76%	7.41%	3.19%
<b>Total Tests Conducted</b>	6,73,100	4,82,679	3,94,102	2,95,577	3,18,392	3,61,752	4,37,838	4,35,961
<b>Positivity Rate</b>	15.90%	29.76%	38.97%	33.89%	21.51%	10.98%	5.46%	3.11%



# POSITIVITY AND MORTALITY RATE OF BENGALURU – LAST 8 WEEKS

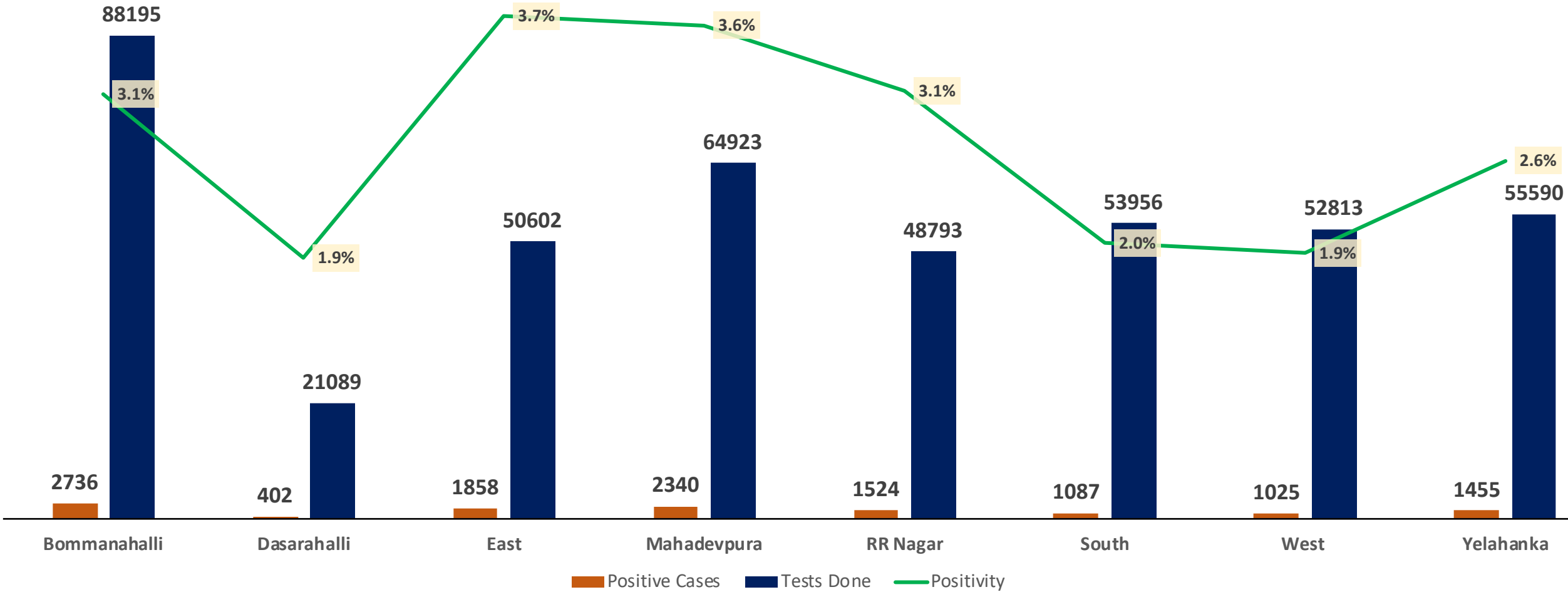


■ Total Positive Cases    — Case Fatality Rate    — Positivity Rate



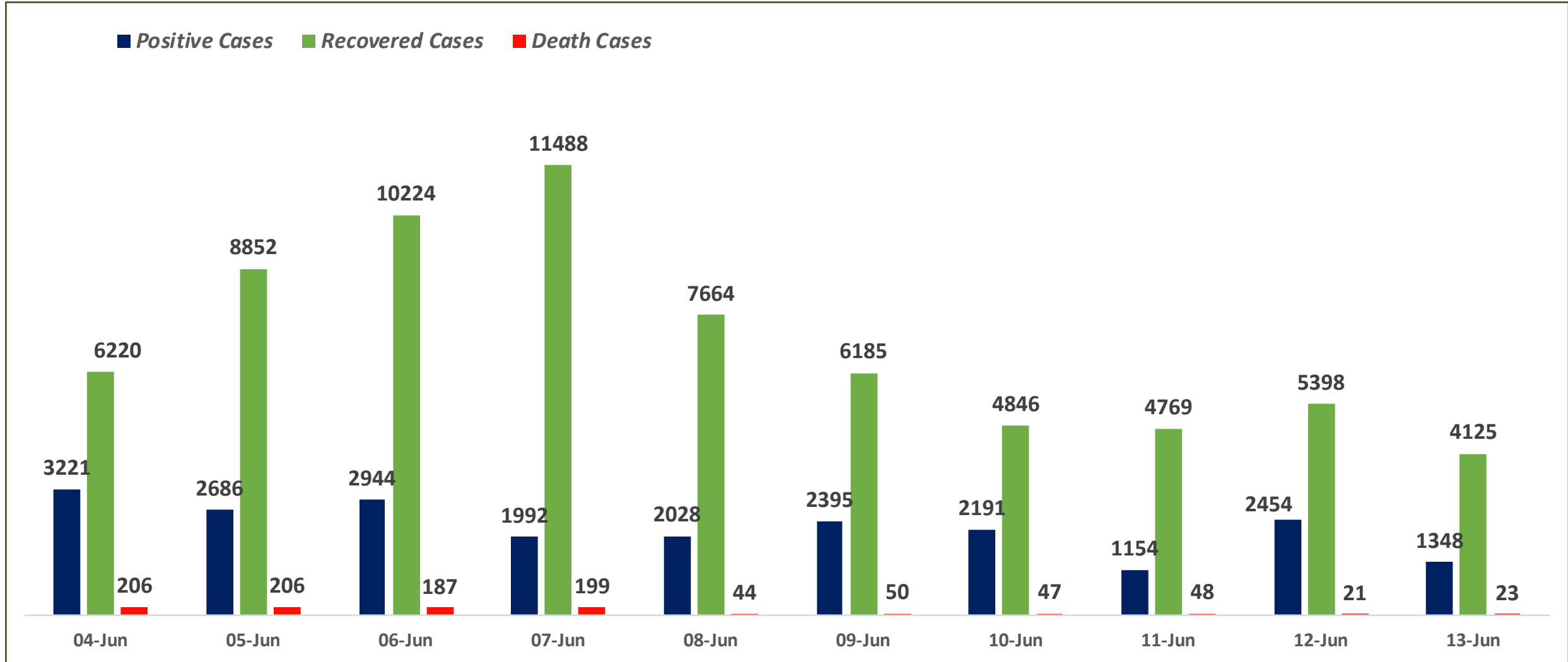


# ZONE WISE POSITIVITY TREND IN LAST 10 DAYS





# SNAPSHOT OF POSITIVE, RECOVERED AND DEATH CASES OVER LAST 10 DAYS ACROSS BBMP ZONES

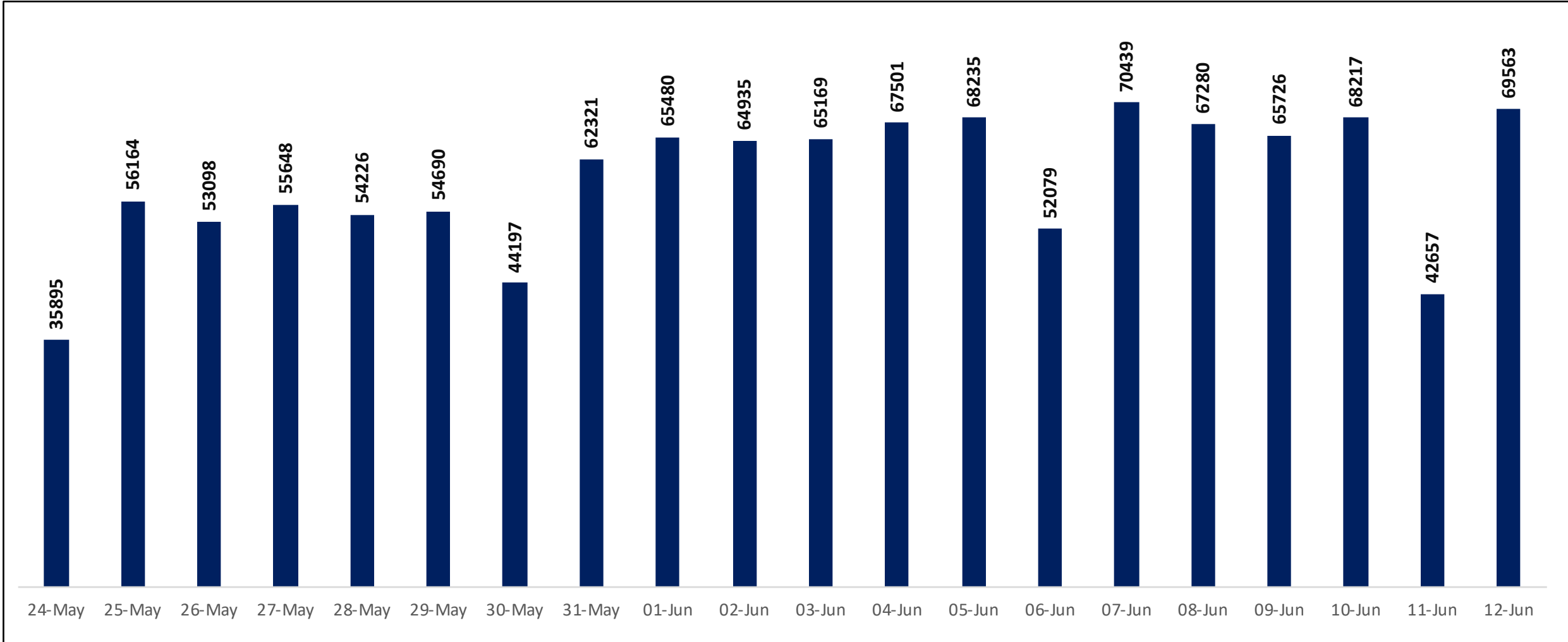




# TESTING TRENDS IN BENGALURU



Total Test Conducted Till Date	Test Conducted Last 24 hours
1,36,84,611	69,563





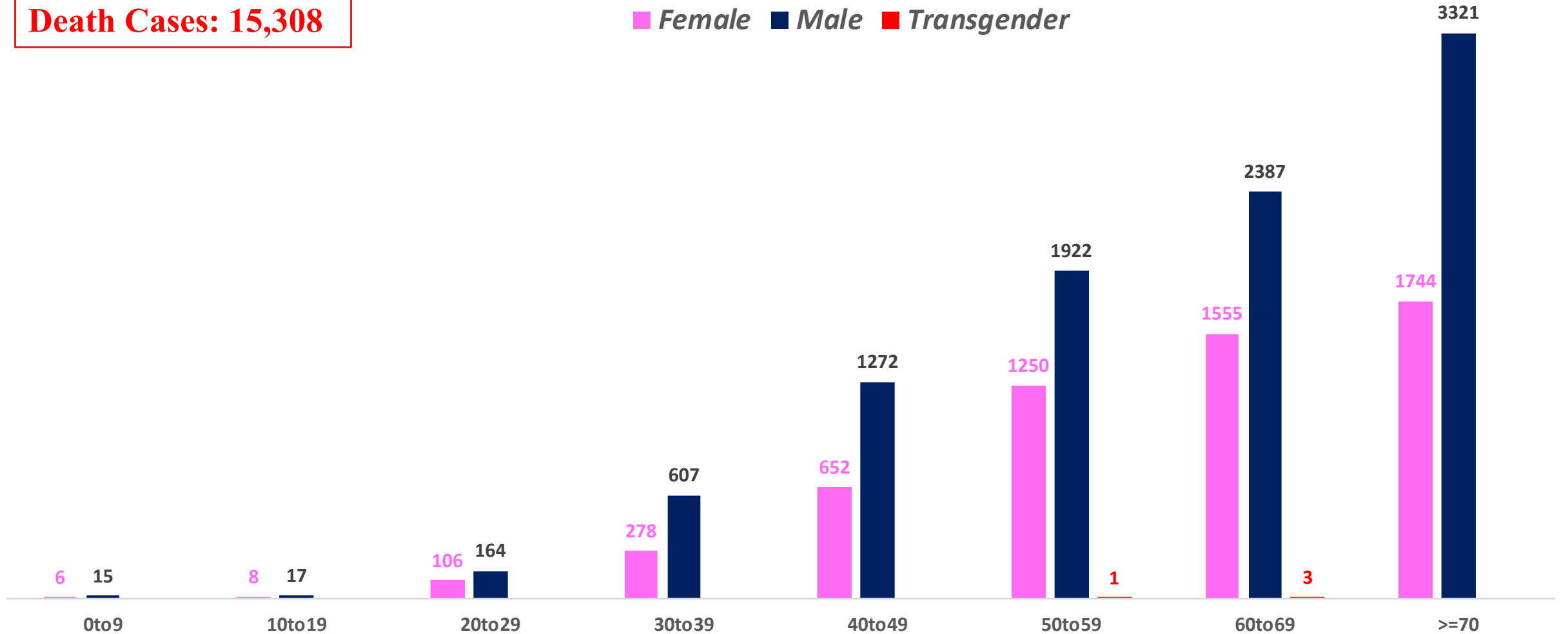


# AGE AND GENDER WISE DISTRIBUTION OF DEATH CASES



**Death Cases: 15,308**

■ Female ■ Male ■ Transgender

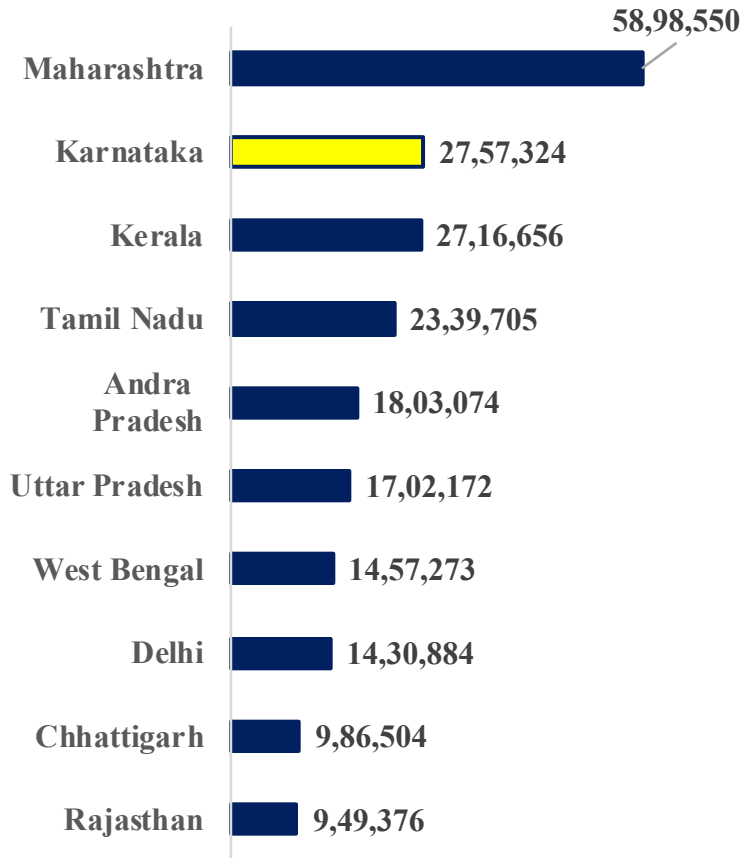




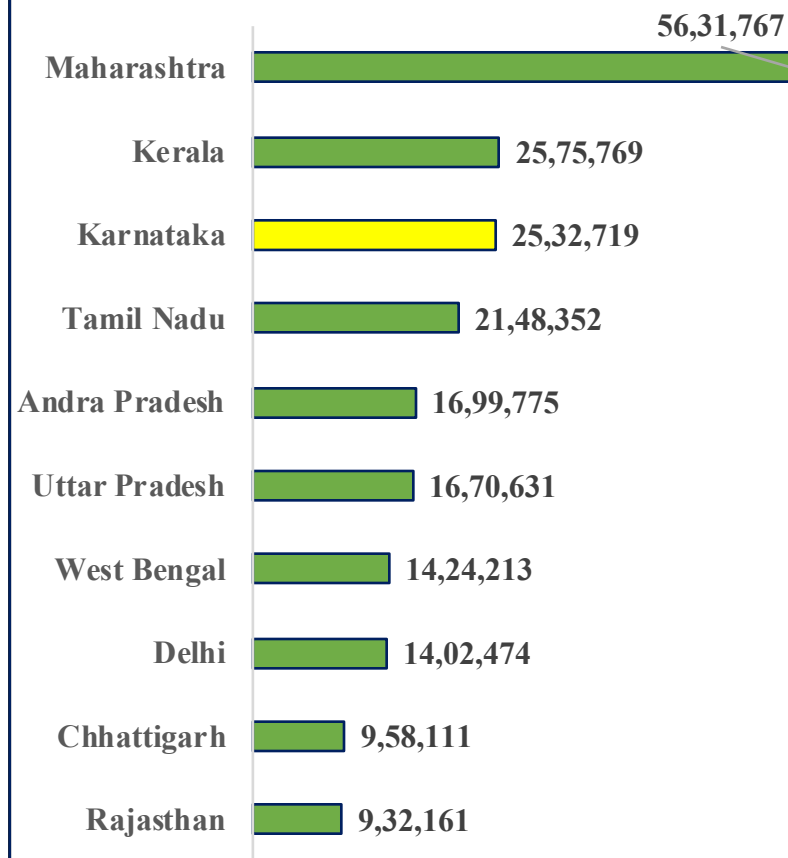
# TOP 10 COVID19 AFFECTED INDIAN STATES



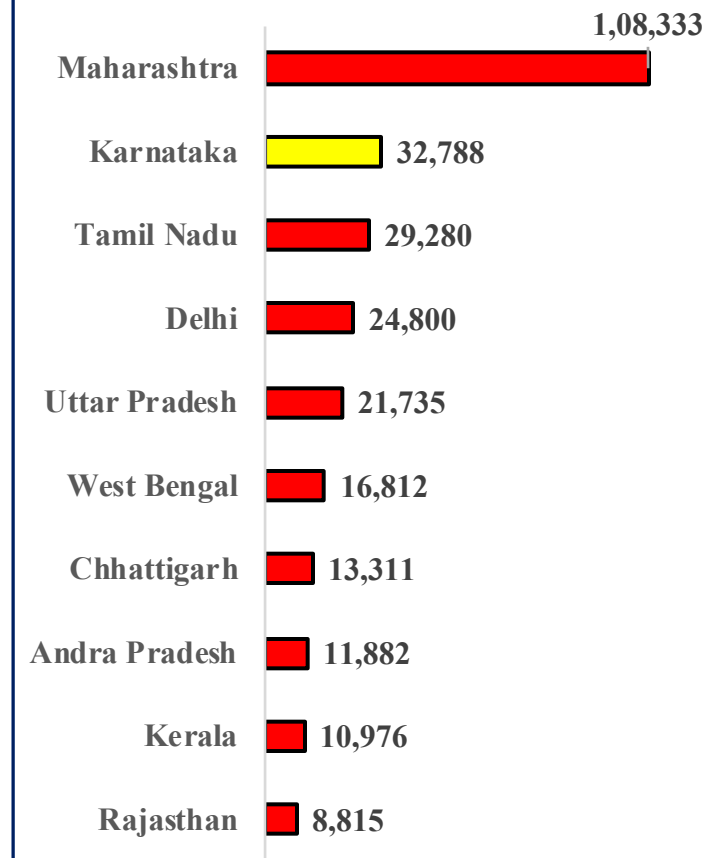
## Total Positive Cases



## Total Recovered Cases



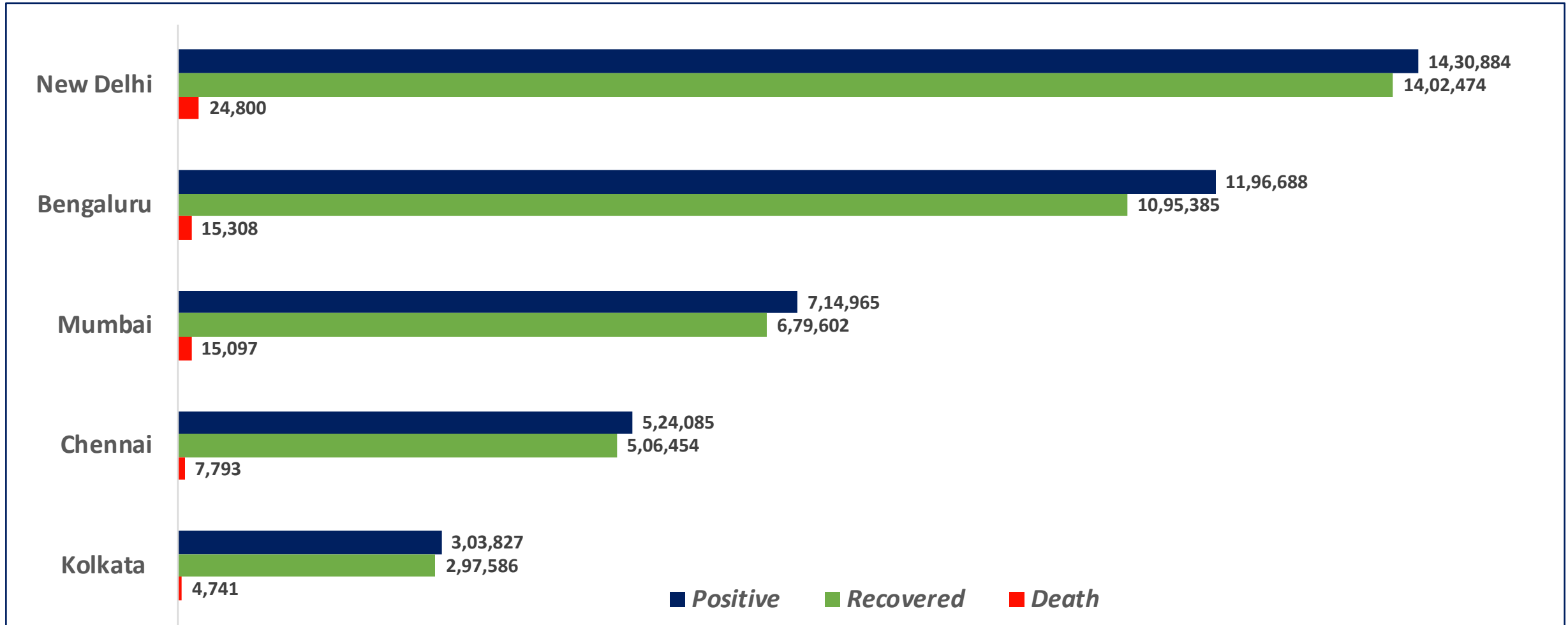
## Total Death Cases



Source : <https://www.covid19india.org/> at 6:30 pm (13.06.2021)



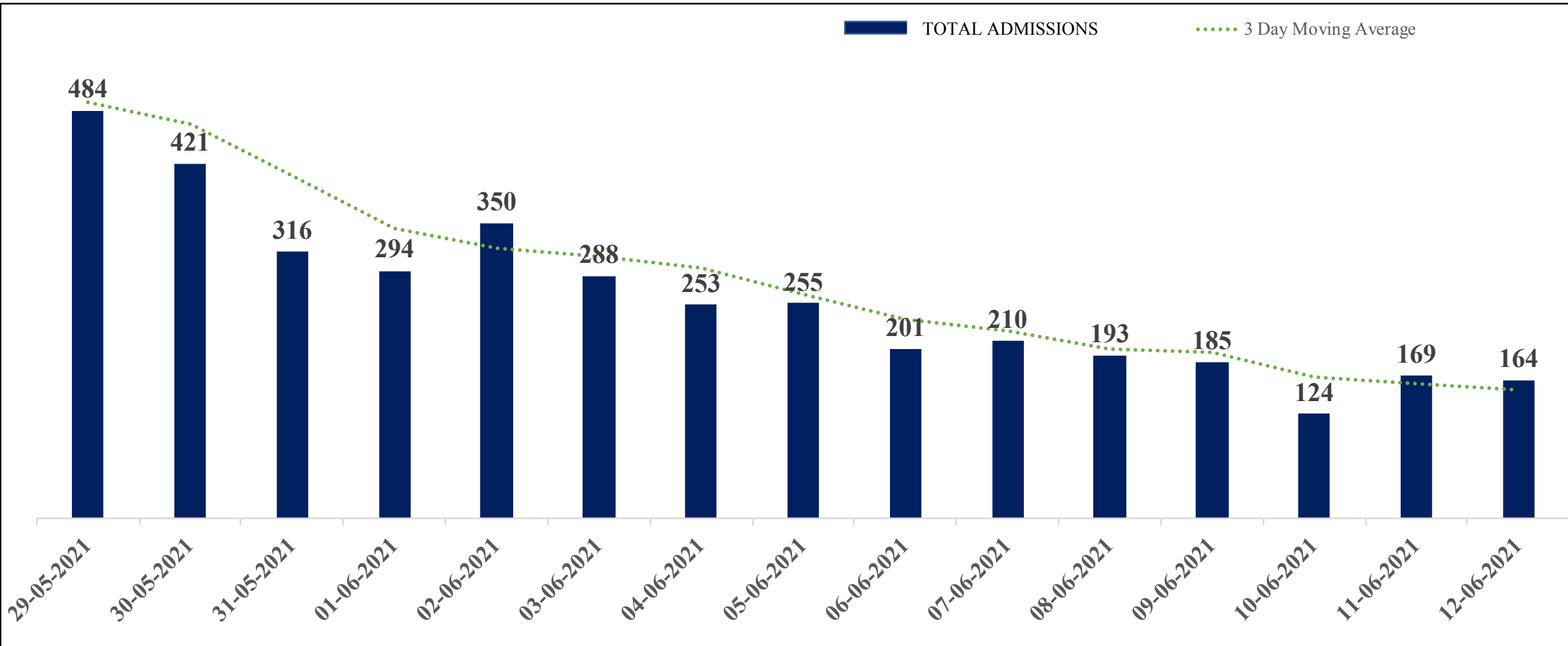
# BENGALURU AND OTHER METROPOLITAN CITIES



Source : <https://www.covid19india.org/> at 6:30 pm (13.06.2021)



# HOSPITAL ADMISSIONS LAST 15 DAYS TREND



\* Numbers as per Central Hospital Bed Management System (CHBMS)

\* Only Fresh Admissions considered



# CCC/TRIAGE CENTRE REPORT – 13.06.2021

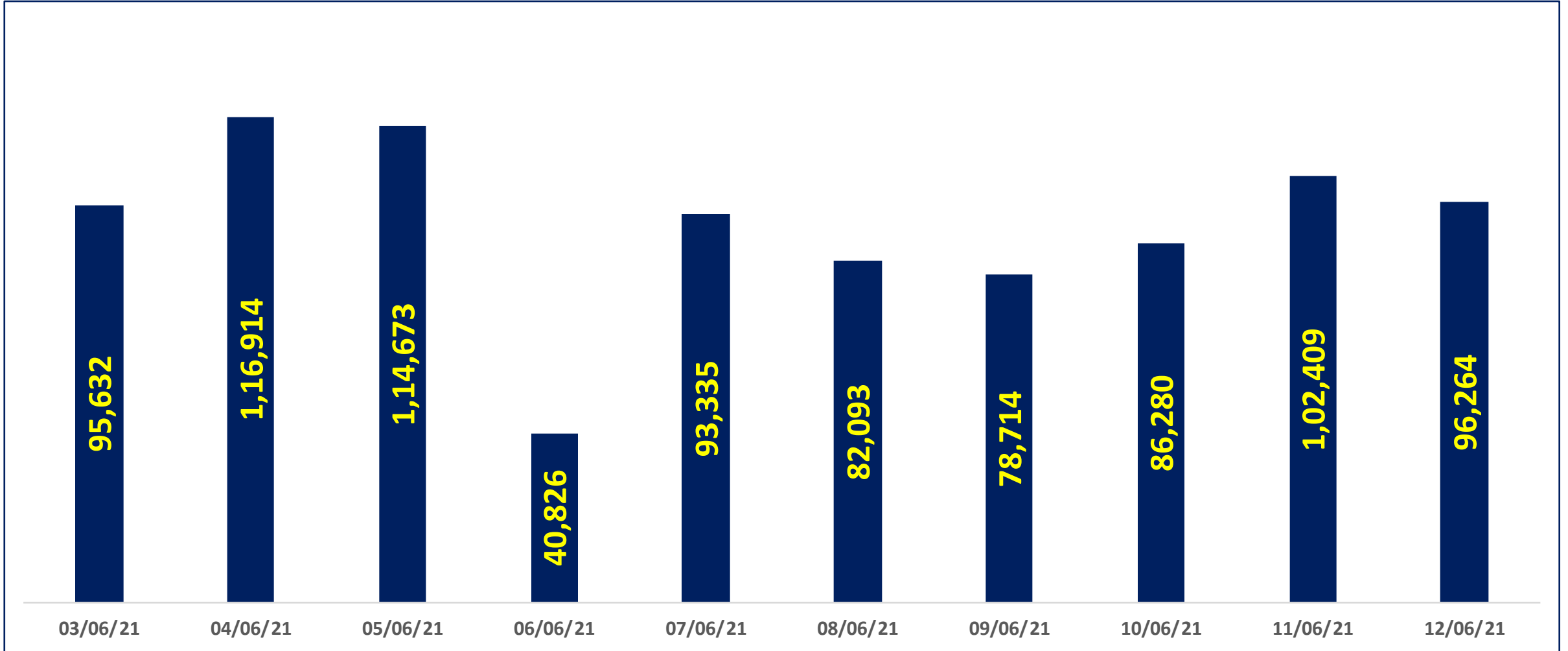


ZONE NAME	Total Triage Centres	Triage Details Breakup				Of Today's Triage, Patient Recommended for		
		Triaged till Previous Day	Today's Walk In Triage	Today's MTU Triage	Total Triaged Today	Home Isolation	CCC / MH	Hospital
<b>BOMMANAHALLI</b>	4	754	11	0	11	9	1	1
<b>DASARAHALLI</b>	8	830	18	0	18	16	0	2
<b>EAST</b>	6	415	14	0	14	3	4	7
<b>MAHADEVAPURA</b>	6	996	20	0	20	10	7	3
<b>RR NAGAR</b>	7	2094	19	23	42	38	4	0
<b>SOUTH</b>	12	1824	42	1	43	31	5	7
<b>WEST</b>	7	638	7	0	7	3	3	1
<b>YELAHANKA</b>	5	848	5	52	57	45	4	8
<b>TOTAL</b>	<b>55</b>	<b>8399</b>	<b>136</b>	<b>76</b>	<b>212</b>	<b>155</b>	<b>28</b>	<b>29</b>

\* data as on 04:00 PM (13.06.2021)



# TOTAL VACCINATION DONE IN LAST 10 DAYS





# COVID BED STATUS AS ON 13.06.2021



SR. NO.	Facility Type	No. of Hospital	Total Allocated Beds for C+ Patients					Occupied Beds for C+ Patients					Net Available Beds for C+ Patients				
			Gen Beds	HDU	ICU Beds	ICU-V	Total	Gen Beds	HDU	ICU Beds	ICU-V	Total	Gen Beds	HDU	ICU Beds	ICU-V	Total
1	Government Medical Colleges	4	20	621	53	76	770	0	84	42	55	181	20	537	11	21	589
2	Government Hospitals	17	694	228	70	157	1,149	212	143	24	89	468	482	85	46	68	681
3	Private Medical Colleges	12	3,966	2,342	136	203	6,647	40	204	73	149	466	3,926	2,138	63	54	6,181
4	Private Hospitals	144	2,649	1,741	338	221	4,949	354	506	194	170	1,224	2,295	1,235	144	51	3,725
5	Covid Care Centre	55	1,674	1,340	-	-	3,014	284	87	-	-	371	1,390	1,253	-	-	2,643
<b>Total Beds</b>		<b>232</b>	<b>9,003</b>	<b>6,272</b>	<b>597</b>	<b>657</b>	<b>16,529</b>	<b>890</b>	<b>1,024</b>	<b>333</b>	<b>463</b>	<b>2,710</b>	<b>8,113</b>	<b>5,248</b>	<b>264</b>	<b>194</b>	<b>13,819</b>



# SNAPSHOT OF COVID-19 CASES IN BENGALURU URBAN



**Total Wards With  
>100 Cases\* :  
52**

**Tests Conducted  
On 12.06.2021:  
69,563**

**Recovery  
Rate:  
91.53%**

**Total  
Active Cases :  
85,995**

**Total Vaccinated on  
12.06.2021:  
96,264**

**Positivity  
Rate\* :  
3.11%**

**Active  
Rate:  
7.19%**

**Case  
Fatality Rate\* :  
3.19%**

\*Total positive cases In the past 10 days



\*CFR and positivity is for Past 7 days





ಬೃಹತ್ ಬೆಂಗಳೂರು ಮಹಾನಗರ ಪಾಲಿಕೆ  
Bruhat Bengaluru Mahanagara Palike



<b>Download BBMP Bulletin</b>	<a href="https://apps.bbmpgov.in/covid19/mediabulletin.php">https://apps.bbmpgov.in/covid19/mediabulletin.php</a>
<b>For BBMPCovid19 Bed Status:</b>	<a href="https://apps.bbmpgov.in/covid19/en/Bedstatus.php">https://apps.bbmpgov.in/covid19/en/Bedstatus.php</a>
<b>To register for vaccination :</b>	<a href="https://selfregistration.cowin.gov.in/">https://selfregistration.cowin.gov.in/</a>
<b>BBMP COVID19 Dashboard:</b>	<a href="https://apps.bbmpgov.in/covid19/">https://apps.bbmpgov.in/covid19/</a>
<b>Follow us on:</b>	 <a href="http://www.facebook.com/bbmp.comm1/">www.facebook.com/bbmp.comm1/</a>
	 <a href="https://twitter.com/BBMPCOMM">twitter.com/BBMPCOMM</a>

**Issued by:**

**Honorable Chief Commissioner, BBMP  
Special Commissioner Health & IT, BBMP  
MD, Bengaluru Smart City Limited**

**THANK YOU !**



**COVID-19 VACCINE**  
**Mythbusters**

**MYTH**  
There is no need to wear a mask or take precautions after getting vaccinated

**FACT**  
Even when vaccinated, one must follow Covid precautions like wearing mask and maintaining physical distance

**my GOV**  
मेरी सरकार

The infographic features a stylized illustration of a person in a white lab coat running while carrying a large syringe and a box, symbolizing the urgency of vaccination. A virus particle is shown near the 'MYTH' section.